

# The Carbon-Land Model Intercomparison Project (C-LAMP): A Protocol and Metrics for Model-Data Comparison

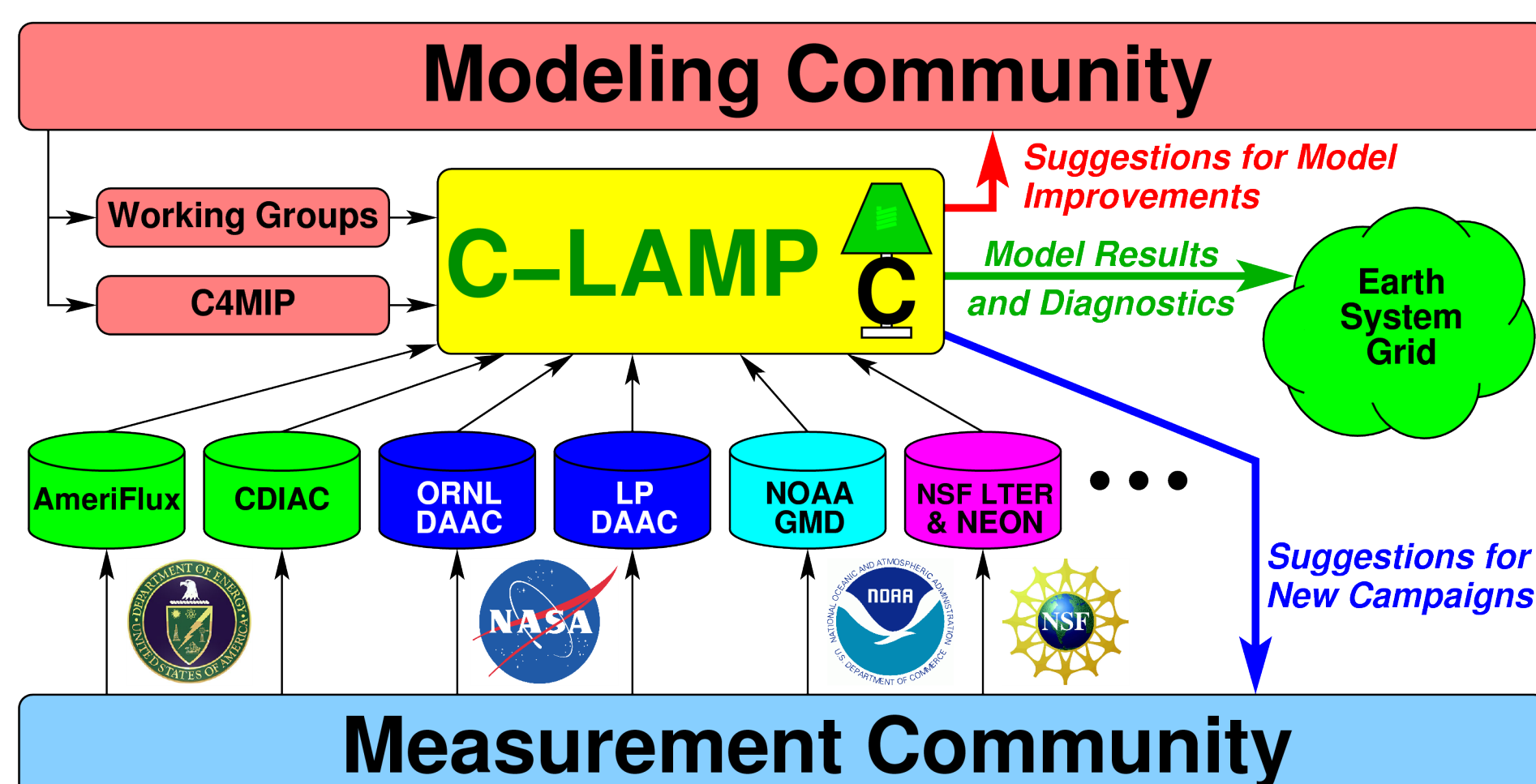
Forrest M. Hoffman, James T. Randerson, Inez Fung, Peter Thornton, Jeff Lee, Curt Covey, Gordon Bonan, and Steve Running

Oak Ridge National Laboratory, University of California - Irvine, University of California - Berkeley, National Center for Atmospheric Research, Lawrence Livermore National Laboratory, and University of Montana

## Introduction

As general circulation models (GCMs) evolve and improve, there is increasing interest in applying them to understand the potential for global climate change. The global carbon cycle is of particular importance since it may create a significant positive feedback on global warming. A wide array of carbon models have been coupled to GCMs, and recent work has shown that coupled interactive biogeochemical models can yield useful, but wide-ranging, results for climate change studies (e.g., Friedlingstein *et al.* 2005).

Described here are model-data intercomparison experiments of general use for measuring the scientific performance of biosphere models. Originally designed to test the performance of three such models coupled to the Community Climate System Model Version 3 (CCSM3), the Carbon-Land Model Intercomparison Project (C-LAMP) has evolved into an international protocol and a growing set of metrics for scoring the performance of models by comparison with best-available observational datasets, from satellite-based to leaf-scale measurements.



By making use of the wide variety of measurements made, collected, and distributed by government agencies, C-LAMP will identify areas in which improvements can be made to models as well as identifying needs for new kinds of measurements. In addition, all the C-LAMP model output will be distributed via the Earth System Grid (ESG) and model diagnostics will be available on the Web for use by the wider scientific community.

## C-LAMP Protocol

**Experiment 1:** "off-line" biosphere model runs forced with new NCEP/NCAR Reanalysis meteorological datasets (Qian *et al.* 2005)

- Spin-up run
- Control run (1798–2004)
- Climate varying run (1948–2004)
- Climate, carbon dioxide, and nitrogen deposition varying run (1798–2004)
- Climate, carbon dioxide, nitrogen deposition, and land use varying run (1798–2004)

**Experiment 2:** partially coupled land-atmosphere model runs with prescribed sea surface temperatures (SSTs) and sea ice cover

- Spin-up run
- Control run (1800–2004)
- Climate varying run (1800–2004)
- Climate, carbon dioxide, and nitrogen deposition varying run (1800–2004)
- Climate, carbon dioxide, nitrogen deposition, and land use varying run (1800–2004)

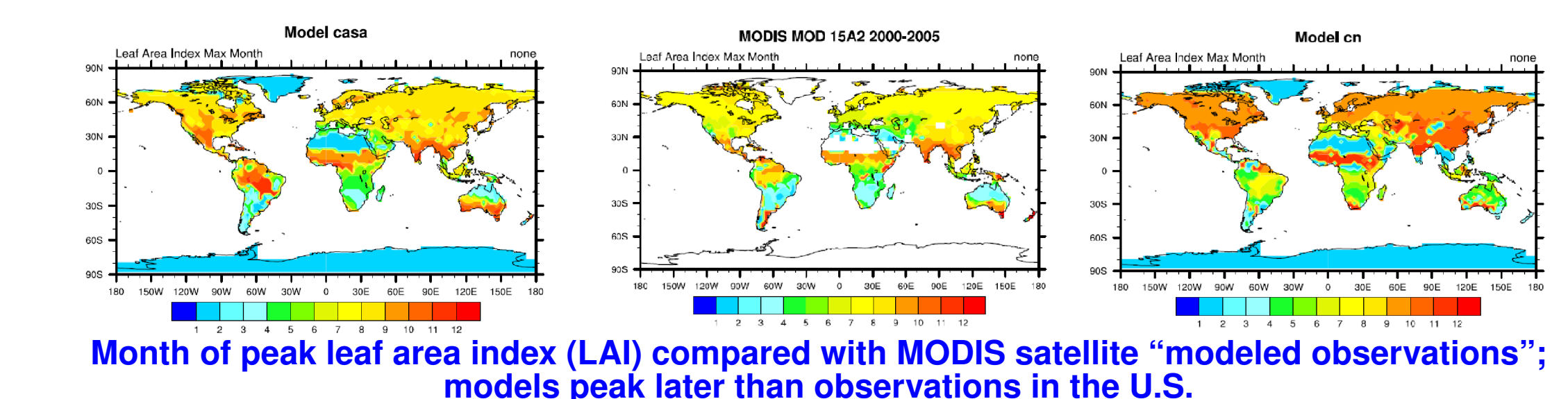
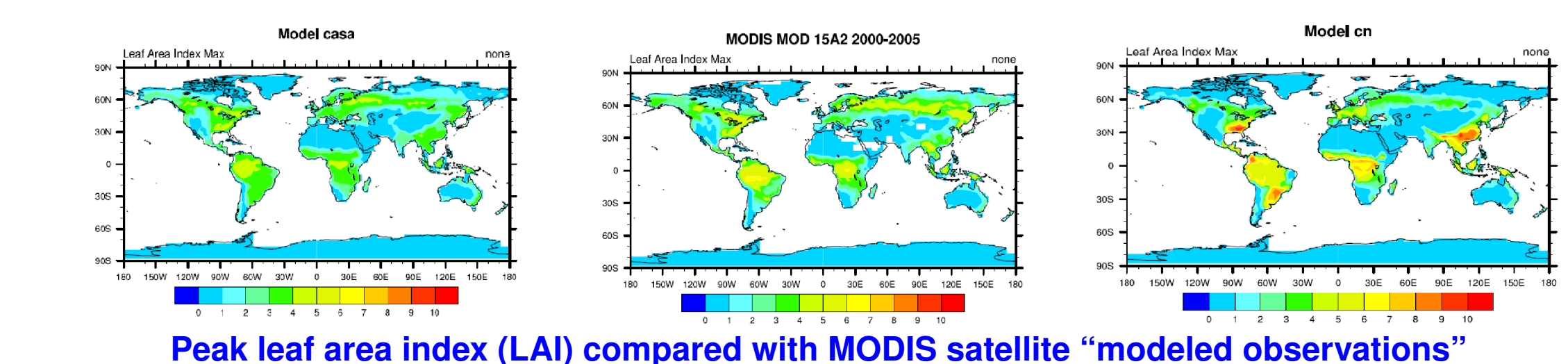
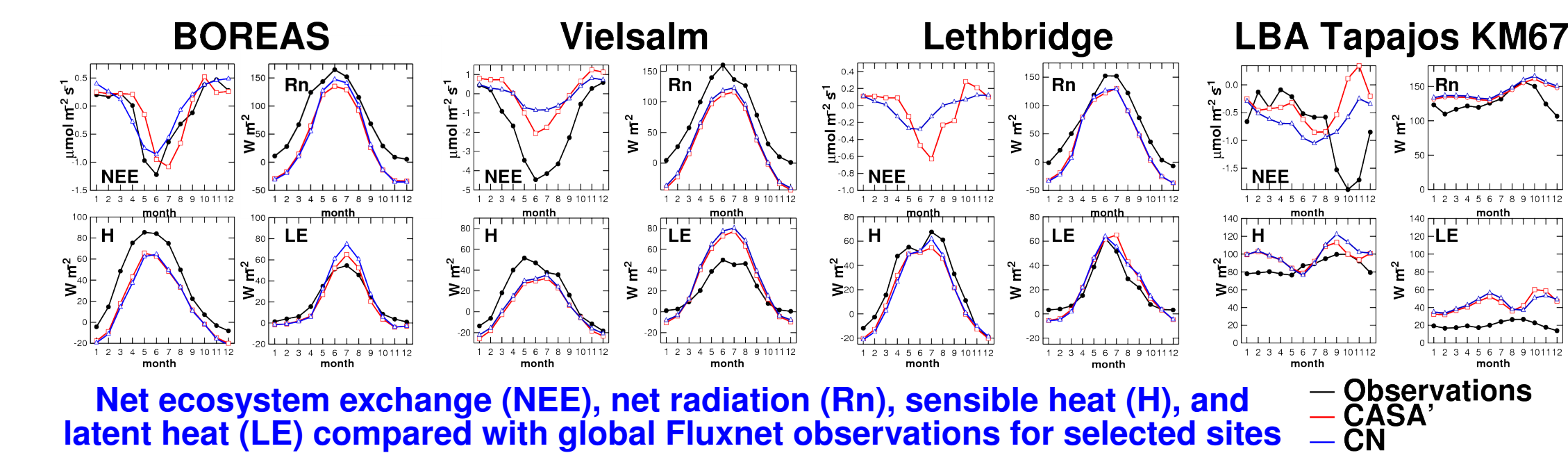
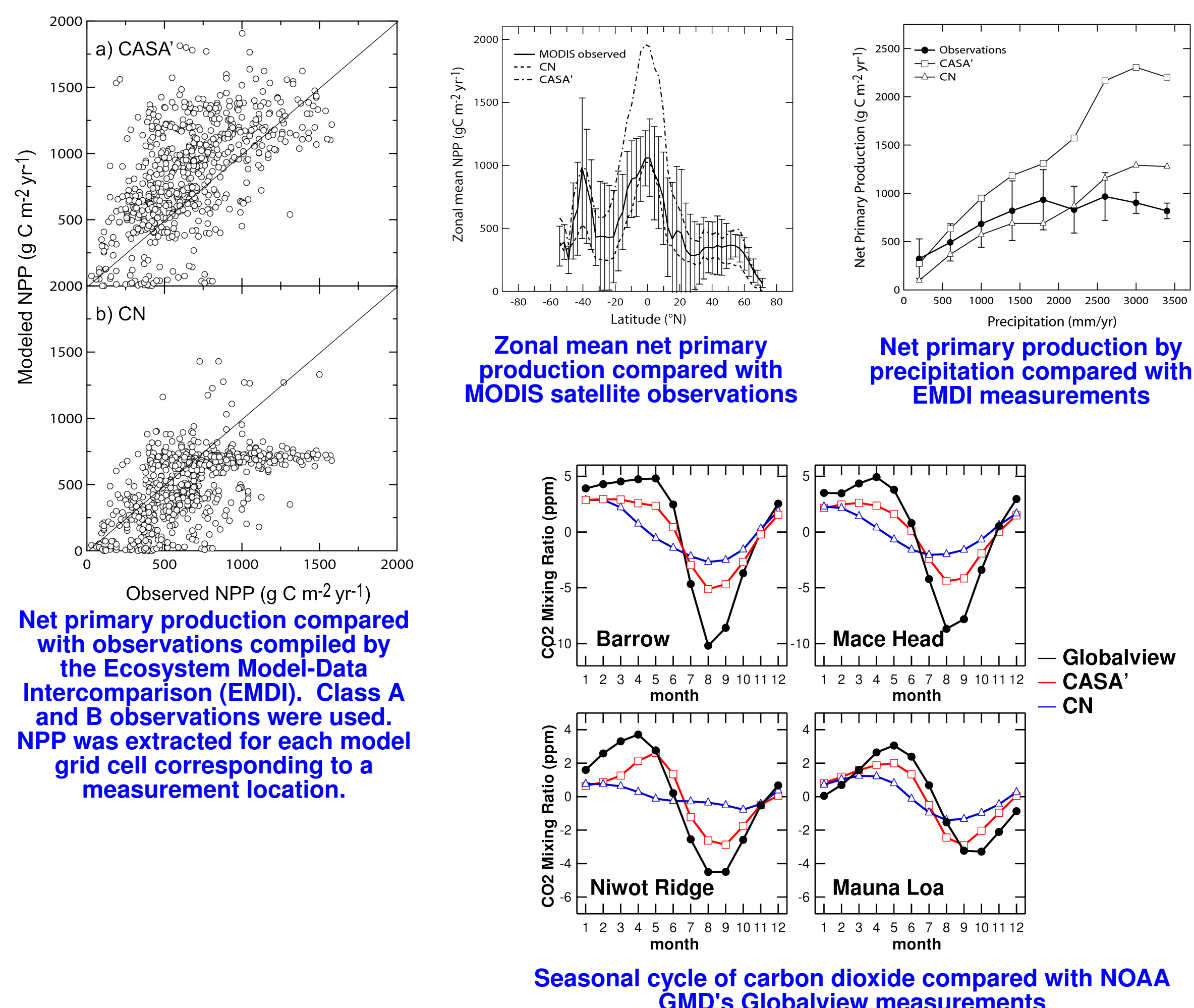
Special attention is being given to the development of model-data intercomparison metrics and diagnostics relevant to the terrestrial carbon cycle.

C-LAMP is producing a standard set of common output quantities for climate-carbon cycle models and recommendations for carbon accounting. These are being proposed as additions to the NetCDF Climate and Forecast (CF) Metadata Convention for output field names and units to be produced by terrestrial biogeochemistry components of Earth System Models for IPCC AR5. C-LAMP is seeking community feedback on these naming conventions.

The complete protocol, metrics for evaluation, and output approach are described at <http://www.climate modeling.org/c-lamp>



## Experiment 1: Intercomparisons with Observations



## Preliminary Findings and Recommendations

Both CASA' and CN should evaluate the sensitivity of the prognostic leaf area schemes to soil moisture and air temperatures.

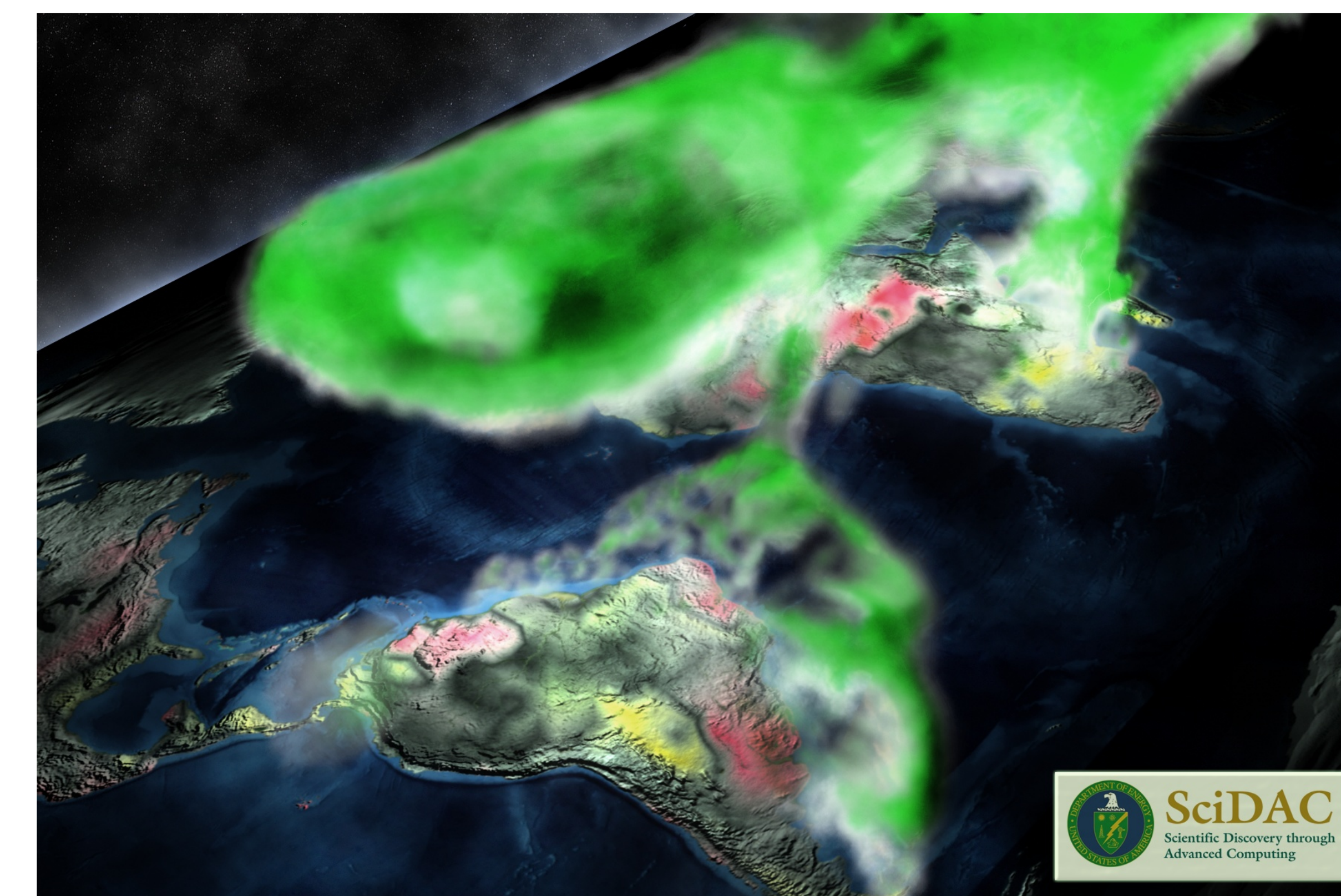
- Can agreement with MODIS be improved in the Western U.S.?
- Both models have recently been corrected for low bias in high northern latitudes.

To match NOAA Globalview observations of the seasonal cycle, CASA' may need to reduce the temperature sensitivity of heterotrophic respiration (the Q10 for soil pools).

Including a prognostic growth and maintenance respiration model in CASA' may improve its agreement with tropical NPP observations.

- Critical datasets that are missing include:
- GPP from AmeriFlux and Fluxnet
  - Albedo from AmeriFlux and MODIS
  - Constraints on litter pool sizes and turnover rates

## Climate/Carbon Cycle Visualization



In these simulations, the carbon dioxide from various sources is advected individually as tracers in the atmosphere model. Here, carbon dioxide from land, originating as the net ecosystem exchange shown in color on the land surface, is separately advected in the atmosphere, shown as plumes above the land.

## The Computational Climate Science End-Station: A DOE INCITE Project

C-LAMP simulations performed using CCSM3 are a part of a subproject of the Computational Climate Science End Station (Dr. Warren Washington, PI), a U.S. Department of Energy Innovative and Novel Computational Impact on Theory and Experiment (INCITE) Project using resources at the National Center for Computational Sciences (NCCS) located at Oak Ridge National Laboratory (ORNL).

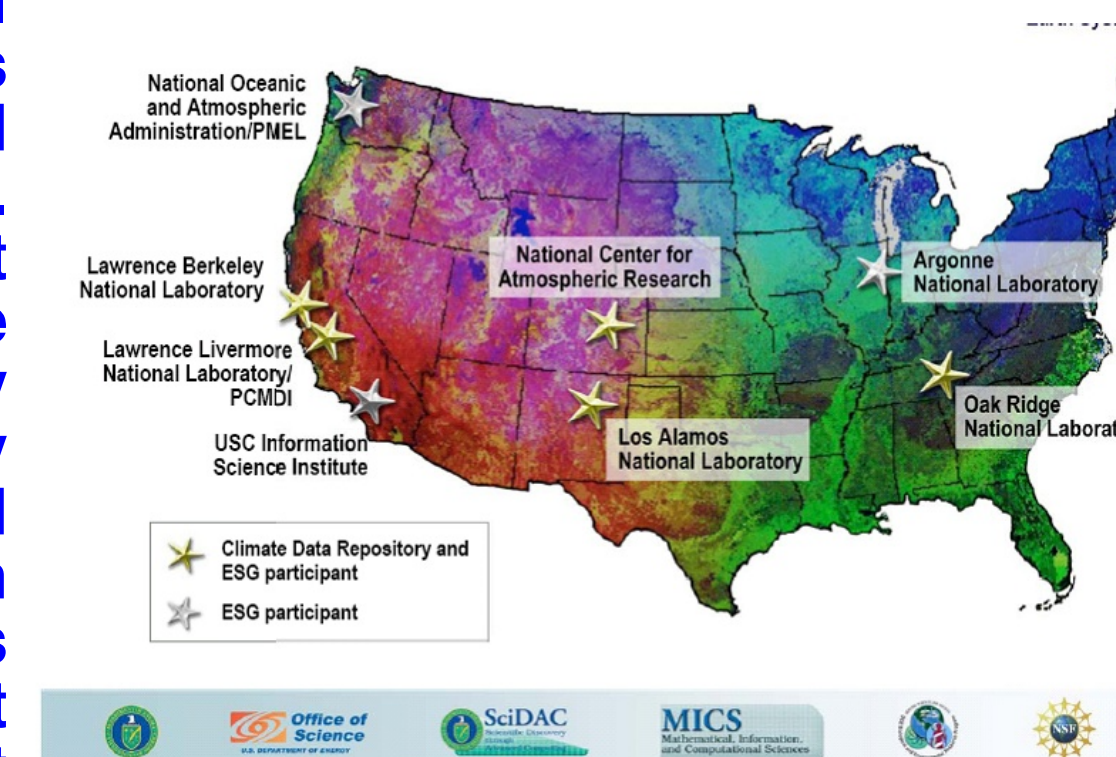
### PHOENIX



### Cray X1E

## Model Output Delivered via the Earth System Grid (ESG)

The Earth System Grid is a virtual collaborative environment that links distributed centers, users, models, and data in a Grid computing environment. The primary goal of ESG is to support the infrastructure needs of the international climate community by providing technology to securely access, monitor, catalog, transport, and distribute data. The next generation ESG Center for Enabling Technologies (ESG-CET) will support petabyte dataset volume in a distributed environment through a federation of data centers.



The C-LAMP model results will be made available to the community on the new ESG node at Oak Ridge National Laboratory at

<http://esg2.ornl.gov/>